


# Bone DW



**Bone DW** 1610 $\updownarrow$  × 500 $\leftrightarrow$  ZX  
colour: RAL 3003

Inline integrated thermostatic valve set, right, chrome  
Integrated pipe-masking set, chrome

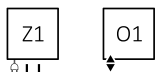


# Bone DW



Design: Terma

## Standard connection:



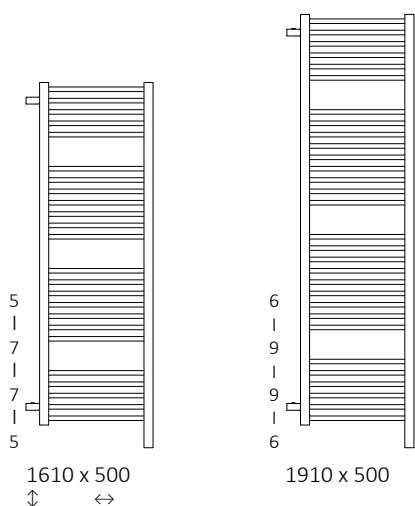
## Optional connection:



Electric radiators:






## Available sizes:



## Specification:

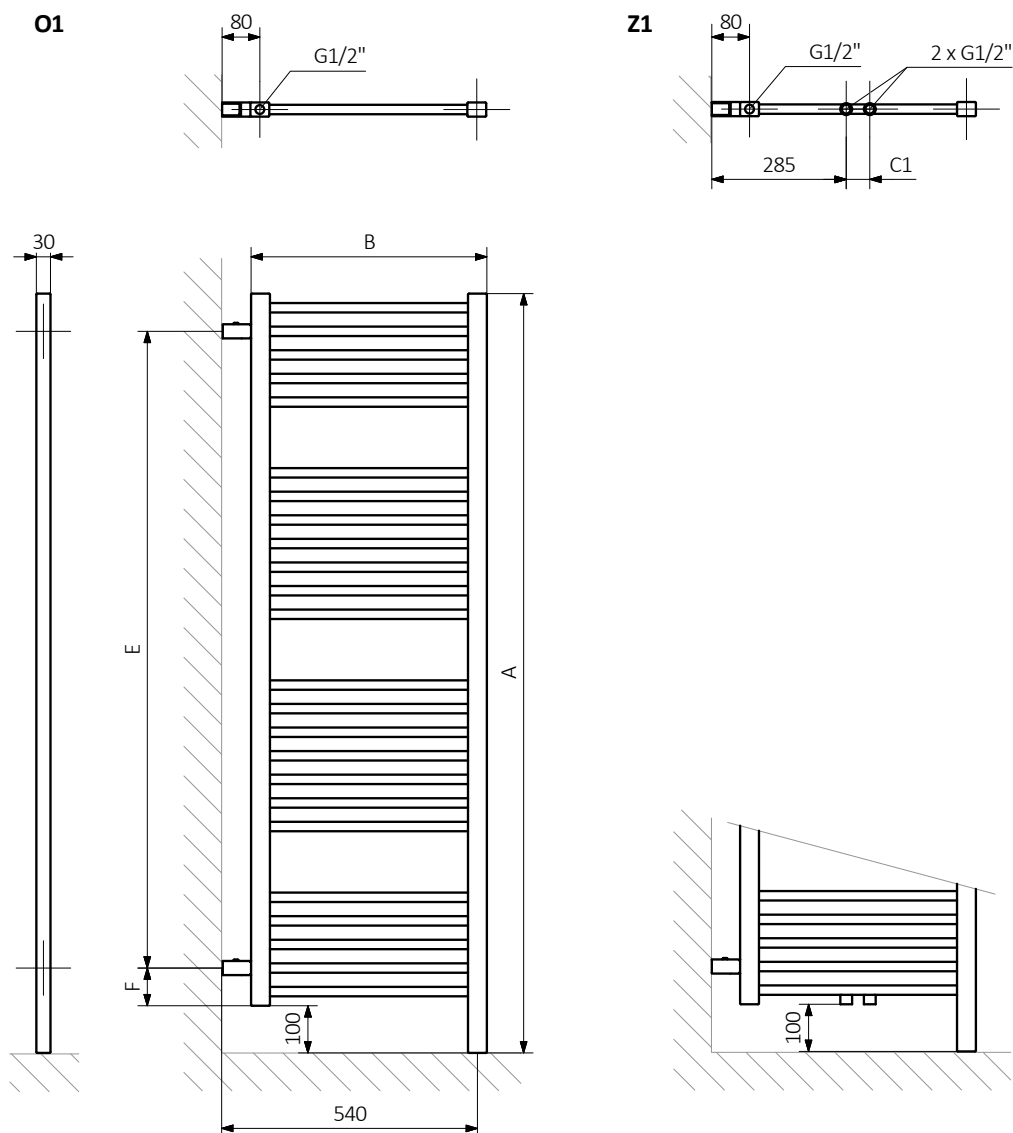
Working pressure: 800 kPa    Maximum operating temperature: 95°C

A ↓ [mm]	B ↔ [mm]	C1 [mm]	75/65/20°C [W]	55/45/20°C [W]	 [W]	E [mm]	F [mm]	 [dm³]	 [kg]	Product code <small>Configuration code p. 5</small>
1610	500	50	607	323	600	1350	80	5,92	13,68	WGBSD161050
1910	500	50	764	404	800	1650	80	7,24	16,80	WGBSD191050

# Bone DW



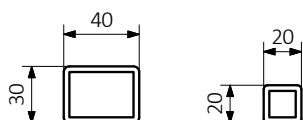
## Technical drawing:



A – Height B – Width C1-C5 – Distance between pipe centres D – Horizontal distance between mounting bracket centres  
 E – Vertical distance between mounting brackets F – Distance between a mounting bracket and the bottom of the radiator

**Collector:**

**Pipe:**





In the table with technical data, the last column lists product codes. When placing an order, please remember to quote the product code followed by the configuration code as shown in the diagram below:

## The construction of a water and dual fuel radiator product and configuration code

WGBSD161050

K916ZX

PRODUCT CODE  
(located in the table for the product)

CONFIGURATION CODE  
(supplemented by hand)

### Example Configuration

K 916 ZX

Package code    Colour code    Connection code  
*K - carton box*

## Construction of electric heater configuration code:

WLBSD161050

K916E1DRYM

PRODUCT CODE  
(located in the table for the product)

CONFIGURATION CODE  
(supplemented by hand)

### Example Configuration

K 916 E1 DRY M

Package code    Colour code    Connection code    Heating element code    Type of heating element cable code  
*K - carton box*

## Epoxy primer

**E** - Code of epoxy primer is an extra processes.

WGBSD161050 K916ZX **E** — Extra processes or additions code

# Bone DW



## Legend



Radiator available in a "water" version.



Radiator suitable for dual fuel connection. Electric heating element can be installed.



Radiator available in electric only version. It comes prefilled with a 'heating medium' and equipped with a heating element. All tested and ready to use.



Connection types dedicated for this radiator. The icon shows the flow and return connections for the radiator as well as the thermostatic valve and heating element position if applicable.



Suggested heating element power output for electric and dual fuel versions.



Weight.



Capacity.



Available in chrome finish.



No additional payment for a color.